


















Proximity Sensor (MA)







SKU	PICTURE	NAME	Weight (g)
ND039		LJ12A3-4-Z/BX NPN 24V Approach Sensor Inductive Proximity Switch	
3A083		PNP DC6-36V 12MM LJ12A3-4-Z/BY PNP Sensor Induction Proximity Switch	
3A084		LJ18A3-8-Z/BX PNP DC 6-36V 8mm 300mA Tubular Inductive Proximity Sensor Switch	
3A122		LJ12A3-4-Z/BX-5V M12 4mm sensing DC 5V NPN NO cylinder inductive proximity sensor switch	
3A224		LJC18A3-H-Z/BY PNP 1-10mm Capacitance Proximity Sensor Switch NO DC6-36V 300mA	








3A085		<p>DC NPN NO 4mm 6-36V Detection Distance Proximity Detector Sensor SN04-N</p>	
AD021		<p>E18-D80NK 5V Adjustable Infrared Sensor Switch 3-80cm (the sensor is about 70mm)</p>	
AD138		<p>E18-D80NK 5V Adjustable Infrared Sensor Switch 3-80cm (the sensor is about 45mm)</p>	
MA001		<p>Blue M8 LJ8A3-2-Z/AX NPN DC6-36V Inductive Proximity Sensor Switch</p> <p>Note:DC Three Wire Normally Closed,Random Wire Color</p>	50
MA002		<p>Yellow M8 LJ8A3-2-Z/AX NPN DC6-36V Inductive Proximity Sensor Switch</p> <p>Note:DC Three Wire Normally Closed,Random Wire Color</p>	50
MA003		<p>Blue M8 LJ8A3-2-Z/AY PNP DC6-36V Inductive Proximity Sensor Switch</p> <p>Note:DC Three Wire Normally Closed,Random Wire Color</p>	50







MA004		<p>Yellow M8 LJ8A3-2-Z/AY PNP DC6-36V Inductive Proximity Sensor Switch</p> <p>Note:DC Three Wire Normally Closed,Random Wire Color</p>	50
MA005		<p>Blue M8 LJ8A3-2-Z/BX NPN DC6-36V Inductive Proximity Sensor Switch</p> <p>Note:DC Three Wire Normally Open,Random Wire Color</p>	50
MA006		<p>Yellow M8 LJ8A3-2-Z/BX NPN DC6-36V Inductive Proximity Sensor Switch</p> <p>Note:DC Three Wire Normally Open,Random Wire Color</p>	50
MA007		<p>Blue M8 LJ8A3-2-Z/BY PNP DC6-36VNPN Inductive Proximity Sensor Switch</p> <p>Note:DC Three Wire Normally Open,Random Wire Color</p>	50
MA008		<p>Yellow M8 LJ8A3-2-Z/BY PNP DC6-36VNPN Inductive Proximity Sensor Switch</p> <p>Note:DC Three Wire Normally Open,Random Wire Color</p>	50
MA009		<p>Blue M8 LJ8A3-2-Z/BY-5V PNP Inductive Proximity Sensor Switch</p> <p>Note:DC Three Wire Normally Open,Random Wire Color</p>	50







MA010		<p>Yellow M8 LJ8A3-2-Z/BY-5V PNP Inductive Proximity Sensor Switch</p> <p>Note:DC Three Wire Normally Open,Random Wire Color</p>	50
MA011		<p>Blue M8 LJ8A3-2-Z/DX DC6-36V Inductive Proximity Sensor Switch</p> <p>Note:DC Two Wire Normally Closed,Random Wire Color</p>	50
MA012		<p>Yellow M8 LJ8A3-2-Z/DX DC6-36V Inductive Proximity Sensor Switch</p> <p>Note:DC Two Wire Normally Closed,Random Wire Color</p>	50
MA013		<p>Blue M8 LJ8A3-2-Z/EX DC6-36V Inductive Proximity Sensor Switch</p> <p>Note:DC Two Wire Normally Open,Random Wire Color</p>	50
MA014		<p>Yellow M8 LJ8A3-2-Z/EX DC6-36V Inductive Proximity Sensor Switch</p> <p>Note:DC Two Wire Normally Open,Random Wire Color</p>	50
MA015		<p>Blue M8 LJ8A3-2-J/DZ AC36-250V Inductive Proximity Sensor Switch</p> <p>Note:DC Two Wire Normally Closed,Random Wire Color</p>	50







MA016		<p>Blue M8 LJ8A3-2-J/EZ AC36-250V Inductive Proximity Sensor Switch</p> <p>Note:DC Two Wire Normally Open,Random Wire Color</p>	50
MA017		<p>Blue Embedded Type LJ12A3-2-Z/AX Inductive Proximity Sensor Switch</p> <p>Note:DC Three - wire NPN Normally Closed,Random Wire Color</p>	300
MA018		<p>Yellow Embedded Type LJ12A3-2-Z/AX Inductive Proximity Sensor Switch</p> <p>Note:DC Three - wire NPN Normally Closed,Random Wire Color</p>	300
MA019		<p>Blue Embedded Type LJ12A3-2-Z/AX Inductive Proximity Sensor Switch</p> <p>Note:DC Three - wire PNP Normally Closed,Random Line Color</p>	300
MA020		<p>Yellow Embedded Type LJ12A3-2-Z/AX Inductive Proximity Sensor Switch</p> <p>Note:DC Three - wire PNP Normally Closed,Random Wire Color</p>	300
MA021		<p>Blue Embedded Type LJ12A3-2-Z/BX Inductive Proximity Sensor Switch</p> <p>Note:DC Three - wire NPN Normally Open</p>	300







MA022		<p>Yellow Embedded Type LJ12A3-2-Z/BX Inductive Proximity Sensor Switch</p> <p>Note:DC Three - wire NPN Normally Open,Random Wire Color</p>	300
MA023		<p>Blue Embedded Type LJ12A3-2-Z/BY Inductive Proximity Sensor Switch</p> <p>Note:DC Three - wire PNP Normally Open</p>	300
MA024		<p>Yellow Embedded Type LJ12A3-2-Z/BY Inductive Proximity Sensor Switch</p> <p>Note:DC Three - wire PNP Normally Open,Random Wire Color</p>	300
MA025		<p>Blue Embedded Type LJ12A3-2-Z/CX Inductive Proximity Sensor Switch</p> <p>Note:DC is Normally Open and Normally Closed,Random Wire Color</p>	300
MA026		<p>Yellow Embedded Type LJ12A3-2-Z/CX Inductive Proximity Sensor Switch</p> <p>Note:DC is Normally Open and Normally Closed,Random Wire Color</p>	300
MA027		<p>Blue Embedded Type LJ12A3-2-Z/CY Inductive Proximity Sensor Switch</p> <p>Note:DC is Normally Open and Normally Closed,Random Wire Color</p>	300







MA028		<p>Yellow Embedded Type LJ12A3-2-Z/CY Inductive Proximity Sensor Switch</p> <p>Note:DC is Normally Open and Normally Closed,Random Wire Color</p>	300
MA185		<p>Yellow LJ8A3-2-Z/BX NPN DC6-36V Inductive Proximity Sensor Switch with 3M Cable</p> <p>Note:DC Three Wire Normally Open</p>	400
MA186		<p>Yellow LJ8A3-2-Z/BX NPN DC6-36V Inductive Proximity Sensor Switch with 10M Cable</p> <p>Note:DC Three Wire Normally Open</p>	500
MA187		<p>Yellow LJ12A3-2-Z/BX NPN Inductive Proximity Sensor Switch with 3M Cable</p> <p>Note:DC Three Wire Normally</p>	400
MA188		<p>Yellow LJ12A3-2-Z/BX Inductive Proximity Sensor Switch with 10M Cable</p> <p>Note:DC Three Wire Normally</p>	500
MA189		<p>Yellow LJ8A3-2-Z/BXG NPN Proximity Sensor Switch with 5M Black Cable</p> <p>Note:DC Three Wire Normally</p>	400
MA190		<p>Yellow LJ8A3-2-Z/BXG NPN Proximity Sensor Switch with 10M Black Cable</p> <p>Note:DC Three Wire Normally</p>	500

MA191		<p>Yellow LJ12A3-2-Z/BXG NPN Proximity Sensor Switch with 5M Black Cable</p> <p>Note:DC Three Wire Normally</p>	400
MA183		<p>Yellow LJ12A3-2-Z/BXG NPN Inductive Proximity Sensor Switch With 10M Cable</p> <p>Note:Induction Distance 2MM</p>	200
MA184		<p>DC12-24V E3JK-5DM1-5L Through-Beam Photoelectric Switch with Cable 1.3M</p>	250
MA029		<p>Blue LJ12A3-4-Z/AX NPN DC6-36V Inductive Proximity Sensor Switch</p>	100
MA030		<p>Yellow LJ12A3-4-Z/AX NPN DC6-36V Inductive Proximity Sensor Switch</p>	100
MA031		<p>Blue LJ12A3-4-Z/AY PNP DC6-36V Inductive Proximity Sensor Switch</p>	100







MA032		<p>Yellow LJ12A3-4-Z/AY PNP DC6-36V Inductive Proximity Sensor Switch</p>	100
MA033		<p>Blue LJ12A3-4-Z/CX NPN DC6-36V Inductive Proximity Sensor Switch</p>	100
MA034		<p>Yellow LJ12A3-4-Z/CX NPN DC6-36V Inductive Proximity Sensor Switch</p>	100
MA035		<p>Blue LJ12A3-4-Z/CY PNP DC6-36V Inductive Proximity Sensor Switch</p> <p>Note:DC Four Wire,One is normally open and one is normally closed,Random Wire Color</p>	100
MA036		<p>Yellow LJ12A3-4-Z/CY PNP DC6-36V Inductive Proximity Sensor Switch</p>	100
MA037		<p>Blue LJ12A3-4-Z/DX DC6-36V Inductive Proximity Sensor Switch</p> <p>Note:DC Two Wire Normally Closed,Random Wire Color</p>	100







MA038		<p>Yellow LJ12A3-4-Z/DX NPN DC6-36V Inductive Proximity Sensor Switch MOQ20</p> <p>Note:DC Two Wire Normally Closed,Random Wire Color</p>	100
MA039		<p>Blue LJ12A3-4-Z/EX DC6-36V Inductive Proximity Sensor Switch</p> <p>Note:DC Two Wire Normally Open</p>	100
MA040		<p>Yellow LJ12A3-4-Z/EX DC6-36V Inductive Proximity Sensor Switch</p> <p>Note:DC Two Wire Normally Open,Random Wire Color</p>	100
MA041		<p>Blue LJ18A3-5-Z/AX NPN Inductive Proximity Sensor Switch</p>	100
MA042		<p>Yellow LJ18A3-5-Z/AX NPN Inductive Proximity Sensor Switch</p>	100
MA043		<p>Blue LJ18A3-5-Z/AY PNP Inductive Proximity Sensor Switch</p>	100




MA044		<p>Yellow LJ18A3-5-Z/AY PNP Inductive Proximity Sensor Switch</p>	100
MA045		<p>Blue LJ18A3-5-Z/BX NPN Inductive Proximity Sensor Switch</p>	100
MA046		<p>Yellow LJ18A3-5-Z/BX NPN Inductive Proximity Sensor Switch</p>	100
MA047		<p>Blue LJ18A3-5-Z/BY PNP Inductive Proximity Sensor Switch</p>	100
MA048		<p>Yellow LJ18A3-5-Z/BY PNP Inductive Proximity Sensor Switch</p>	100
MA049		<p>Blue LJ18A3-5-Z/CX NPN Inductive Proximity Sensor Switch</p>	100







MA050		<p>Yellow LJ18A3-5-Z/CX NPN Inductive Proximity Sensor Switch</p>	100
MA051		<p>Blue LJ18A3-5-Z/CY PNP Inductive Proximity Sensor Switch</p>	100
MA052		<p>Yellow LJ18A3-5-Z/CY PNP Inductive Proximity Sensor Switch</p>	100
MA053		<p>Blue LJ18A3-5-Z/DX DC6-36V Inductive Proximity Sensor Switch</p>	100
MA054		<p>Yellow LJ18A3-5-Z/DX DC6-36V Inductive Proximity Sensor Switch</p>	100
MA055		<p>Blue LJ18A3-5-Z/EX DC6-36V Inductive Proximity Sensor Switch</p>	100







MA056		<p>Yellow LJ18A3-5-Z/EX DC6-36V Inductive Proximity Sensor Switch</p>	100
MA057		<p>Blue LJ18A3-5-J/DZ AC90-250V Inductive Proximity Sensor Switch</p>	100
MA058		<p>Yellow LJ18A3-5-J/DZ AC90-250V Inductive Proximity Sensor Switch</p>	100
MA059		<p>Blue LJ18A3-8-J/EZ AC90-250V Inductive Proximity Sensor Switch</p>	100
MA060		<p>Yellow LJ18A3-8-J/EZ AC90-250V Inductive Proximity Sensor Switch</p>	100
MA061		<p>Blue LJ18A3-8-Z/AX NPN DC6-36V Inductive Proximity Sensor Switch</p>	100

MA062		<p>Yellow LJ18A3-8-Z/AX NPN DC6-36V Inductive Proximity Sensor Switch</p>	100
MA063		<p>Blue LJ18A3-8-Z/AY PNP DC6-36V Inductive Proximity Sensor Switch</p>	100
MA064		<p>Yellow LJ18A3-8-Z/AY PNP DC6-36V Inductive Proximity Sensor Switch</p>	100
MA065		<p>Yellow LJ18A3-8-Z/BY PNP DC6-36V Inductive Proximity Sensor Switch</p>	100
MA066		<p>Blue LJ18A3-8-Z/CX NPN DC6-36V Inductive Proximity Sensor Switch</p>	100
MA067		<p>Yellow LJ18A3-8-Z/CX NPN DC6-36V Inductive Proximity Sensor Switch</p>	100

MA068		<p>Blue LJ18A3-8-Z/CY PNP DC6-36V Inductive Proximity Sensor Switch</p>	100
MA069		<p>Yellow LJ18A3-8-Z/CY PNP DC6-36V Inductive Proximity Sensor Switch</p>	100
MA070		<p>Blue LJ18A3-8-Z/DX DC6-36V Inductive Proximity Sensor Switch</p>	100
MA071		<p>Blue LJ18A3-8-Z/EX DC6-36V Inductive Proximity Sensor Switch</p>	100
MA072		<p>Blue LJ18A3-8-J/DZ AC90-250V Inductive Proximity Sensor Switch</p>	100
MA073		<p>Blue LJ18A3-8-J/EZ AC90-250V Inductive Proximity Sensor Switch</p>	100






MA158		Yellow LJC18A3-B-Z/BX NPN DC6-36V Inductive Proximity Sensor Switch (10MM Detection Distance)	100
MA182		Yellow LJC18A3-B-Z/BY PNP DC6-36V Capacitive Approach Switch (10MM Detection Distance)	100
MA159	 <p>LJA18M Inductive Proximity Switch DC6-36V</p>	C-lin LJA18M-10N1 NPN DC6-36V Inductive Proximity Switch Sensor with 1.5 Meter Wire DC 3-wire N/O	100
MA160		C-lin LJA18M-10N2 NPN DC6-36V Inductive Proximity Switch Sensor with 1.5 Meter Wire DC 3-wire N/C	100
MA161		C-lin LJA18M-10N4 NPN DC6-36V Inductive Proximity Switch Sensor with 1.5 Meter Wire DC 4-wire N/O+N/C	100
MA162		C-lin LJA18M-10P1 PNP DC6-36V Inductive Proximity Switch Sensor with 1.5 Meter Wire DC 3-wire N/O	100
MA163		C-lin LJA18M-10P2 PNP DC6-36V Inductive Proximity Switch Sensor with 1.5 Meter Wire DC 3-wire N/C	100
MA164		C-lin LJA18M-10P4 PNP DC6-36V Inductive Proximity Switch Sensor with 1.5 Meter Wire DC 4-wire N/O+N/C	100






MA165	<p>LJA18M Inductive Proximity Switch DC6-36V</p> 	<p>C-lin LJA18M-10D1 DC6-36V Inductive Proximity Switch Sensor with 1.5 Meter Wire DC 2-wire N/O</p>	100
MA166		<p>C-lin LJA18M-10D2 DC6-36V Inductive Proximity Switch Sensor with 1.5 Meter Wire DC 2-wire N/C</p>	100
MA167		<p>C-lin LJA18M-10A1 AC90-250V Inductive Proximity Switch Sensor with 1.5 Meter Wire DC 2-wire N/O</p>	100
MA168		<p>C-lin LJA18M-10A2 AC90-250V Inductive Proximity Switch Sensor with 1.5 Meter Wire DC 2-wire N/C</p>	100
MA169		<p>C-lin LJA18-5N1 NPN DC6-36V Inductive Proximity Switch Sensor with 1.5 Meter Wire DC 3-wire N/O</p>	100
MA177	<p>LJA18 Inductive Proximity Switch</p> 	<p>C-lin LJA18-5N2 NPN DC6-36V Inductive Proximity Switch Sensor with 1.5 Meter Wire DC 3-wire N/C</p>	100
MA171	<p>Embedded Type</p> 	<p>C-lin LJA18-5P1 PNP DC6-36V Inductive Proximity Switch Sensor with 1.5 Meter Wire DC 3-wire N/O</p>	100
MA178		<p>C-lin LJA18-5P2 PNP DC6-36V Inductive Proximity Switch Sensor with 1.5 Meter Wire DC 3-wire N/C</p>	100







MA179	 <p>LJA18 Inductive Proximity Switch</p>	C-lin LJA18-5D1 DC6-36V Inductive Proximity Switch Sensor with 1.5 Meter Wire DC 2-wire N/O	100
MA180	 <p>Embedded Type</p>	C-lin LJA18-5D2 DC6-36V Inductive Proximity Switch Sensor with 1.5 Meter Wire DC 2-wire N/C	100
MA181		C-lin LJA18-5A1 AC90-250V Inductive Proximity Switch Sensor with 1.5 Meter Wire DC 2-wire N/O	100
MA176		C-lin LJA18-5A2 AC90-250V Inductive Proximity Switch Sensor with 1.5 Meter Wire DC 2-wire N/C	100
MA074		Blue LJ30A3-10-Z/AX NPN DC6-36V Inductive Proximity Sensor Switch	300
MA075		Yellow Embedded Type LJ30A3-10-Z/AX NPN DC6-36V Inductive Proximity Sensor Switch	300
MA076		Blue Embedded Type LJ30A3-10-Z/AY PNP DC6-36V Inductive Proximity Sensor Switch	300







MA077		<p>Yellow Embedded Type LJ30A3-10-Z/AY PNP DC6-36V Inductive Proximity Sensor Switch</p>	300
MA078		<p>Blue LJ30A3-10-Z/BX NPN DC6-36V Inductive Proximity Sensor Switch</p>	300
MA079		<p>Yellow Embedded Type LJ30A3-10-Z/BX NPN DC6-36V Inductive Proximity Sensor Switch</p>	300
MA080		<p>Blue Embedded Type LJ30A3-10-Z/BY PNP DC6-36V Inductive Proximity Sensor Switch</p>	300
MA081		<p>Yellow Embedded Type LJ30A3-10-Z/BY PNP DC6-36V Inductive Proximity Sensor Switch</p>	300
MA082		<p>Blue LJ30A3-10-Z/CX NPN DC6-36V Inductive Proximity Sensor Switch</p>	300







MA083		<p>Yellow Embedded Type LJ30A3-10-Z/CX NPN DC6-36V Inductive Proximity Sensor Switch</p>	300
MA084		<p>Blue Embedded Type LJ30A3-10-Z/CY PNP DC6-36V Inductive Proximity Sensor Switch</p>	300
MA085		<p>Yellow Embedded Type LJ30A3-10-Z/CY PNP DC6-36V Inductive Proximity Sensor Switch</p>	300
MA086		<p>Blue LJ30A3-15-Z/AX NPN DC6-36V Inductive Proximity Sensor Switch</p>	300
MA087		<p>Yellow LJ30A3-15-Z/AX NPN DC6-36V Inductive Proximity Sensor Switch</p>	300
MA088		<p>Blue LJ30A3-15-Z/AY PNP DC6-36V Inductive Proximity Sensor Switch</p>	300

MA089		<p>Yellow LJ30A3-15-Z/AY PNP DC6-36V Inductive Proximity Sensor Switch</p>	300
MA090		<p>Blue LJ30A3-15-Z/BX NPN DC6-36V Inductive Proximity Sensor Switch</p>	300
MA091		<p>Blue LJ30A3-15-Z/BX NPN DC6-36V Inductive Proximity Sensor Switch</p>	300
MA092		<p>Yellow LJ30A3-15-Z/BX NPN DC6-36V Inductive Proximity Sensor Switch</p>	300
MA093		<p>Blue LJ30A3-15-Z/BY PNP DC6-36V Inductive Proximity Sensor Switch</p>	300
MA094		<p>Yellow LJ30A3-15-Z/BY PNP DC6-36V Inductive Proximity Sensor Switch</p>	300






MA095		<p>Blue LJ30A3-15-Z/CX NPN DC6-36V Inductive Proximity Sensor Switch</p>	300
MA096		<p>Yellow LJ30A3-15-Z/CX NPN DC6-36V Inductive Proximity Sensor Switch</p>	300
MA097		<p>Blue LJ30A3-15-Z/CY PNP DC6-36V Inductive Proximity Sensor Switch</p>	300
MA098		<p>Yellow LJ30A3-15-Z/CY PNP DC6-36V Inductive Proximity Sensor Switch</p>	300
MA099		<p>Blue LJ30A3-15-Z/DX DC6-36V Inductive Proximity Sensor Switch (DCSecond-wire)</p>	300
MA100		<p>Yellow LJ30A3-15-Z/DX DC6-36V Inductive Proximity Sensor Switch (DCSecond-wire)</p>	300







MA101		<p>Blue LJ30A3-15-Z/EX DC6-36V Inductive Proximity Sensor Switch (DCSecond-wire)</p>	300
MA102		<p>Yellow LJ30A3-15-Z/EX DC6-36V Inductive Proximity Sensor Switch (DCSecond-wire)</p>	300
MA103		<p>Blue LJ30A3-15-J/DZ AC90-250V Inductive Proximity Sensor Switch (ACSecond-wire)</p>	300
MA104		<p>Yellow LJ30A3-15-J/DZ AC90-250V Inductive Proximity Sensor Switch (ACSecond-wire)</p>	300
MA105		<p>Blue LJ30A3-15-J/EZ AC90-250V Inductive Proximity Sensor Switch (ACSecond-wire)</p>	300
MA106		<p>Yellow LJ30A3-15-J/EZ AC90-250V Inductive Proximity Sensor Switch (ACSecond-wire)</p>	300







MA107		Blue SN04-N NPN DC10-30V Inductive Proximity Sensor Switch NO 3 Line	95
MA108		Green SN04-N NPN DC10-30V Inductive Proximity Sensor Switch NO 3 Line	停用， 与 3A085 重复
MA109		Blue SN04-N2 NPN DC10-30V Inductive Proximity Sensor Switch NC 3 Line	95
MA110		Green SN04-N2 NPN DC10-30V Inductive Proximity Sensor Switch NC 3 Line	95
MA111		Blue SN04-P PNP DC10-30V Inductive Proximity Sensor Switch NO 3 Line	95
MA112		Green SN04-P PNP DC10-30V Inductive Proximity Sensor Switch NO 3 Line	95







MA113		<p>Blue SN04-P2 PNP DC10-30V Inductive Proximity Sensor Switch NC 3 Line</p>	95
MA114		<p>Green SN04-P2 PNP DC10-30V Inductive Proximity Sensor Switch NC 3 Line</p>	95
MA115		<p>Red PL-05N NPN DC10-30V Inductive Proximity Sensor Switch NO 3 Line</p>	95
MA116		<p>Green PL-05P PNP DC10-30V Inductive Proximity Sensor Switch NO 3 Line</p>	95
MA117		<p>Red PS-05N NPN DC10-30V Inductive Proximity Sensor Switch NO 3 Line</p>	95
MA118		<p>Green PS-05P PNP DC10-30V Inductive Proximity Sensor Switch NO 3 Line</p>	95







MA119		<p>Yellow QL-05N NPN DC10-30V Inductive Proximity Sensor Switch</p>	95
MA120		<p>Yellow QL-05P PNP DC10-30V Inductive Proximity Sensor Switch</p>	95
MA121		<p>Yellow TL-Q5MC1-Z DC10-30V Inductive Proximity Sensor Switch</p>	95
MA122	<p>Detection distance: 10 mm</p> 	<p>NJK-5002A DC5-30V Hall Sensor Proximity Switch</p> <p>Note:Sensing Distance 10MM (Effective Sensing Distance 0- 10MM),Random Wire Color</p>	50
MA123	<p>Detection distance: 20 mm</p> 	<p>NJK-5002A DC5-30V Hall Sensor Proximity Switch</p> <p>Note:Sensing Distance 20MM (Effective Sensing Distance 0- 20MM),Random Wire Color</p>	50
MA124	<p>Detection distance: 10 mm</p> 	<p>NJK-5002B DC5-30V Hall Sensor Proximity Switch</p> <p>Note:Sensing Distance 10MM (Effective Sensing Distance 0- 10MM),Random Wire Color</p>	50





MA125	<p>Detection distance: 20 mm</p> 	<p>NJK-5002B DC5-30V Hall Sensor Proximity Switch</p> <p>Note:Sensing Distance 20MM (Effective Sensing Distance 0-20MM),Random Wire Color</p>	50
MA126	<p>Detection distance: 10 mm</p> 	<p>NJK-5002C DC5-30V Hall Sensor Proximity Switch</p> <p>Note:Sensing Distance 10MM (Effective Sensing Distance 0-10MM),Random Wire Color</p>	50
MA127	<p>Detection distance: 20 mm</p> 	<p>NJK-5002C DC5-30V Hall Sensor Proximity Switch</p> <p>Note:Sensing Distance 20MM (Effective Sensing Distance 0-20MM),Random Wire Color</p>	50
MA128	<p>Detection distance: 10 mm</p> 	<p>NJK-5002D DC5-30V Hall Sensor Proximity Switch</p> <p>Note:Sensing Distance 10MM (Effective Sensing Distance 0-10MM),Random Wire Color</p>	50
MA129	<p>Detection distance: 20 mm</p> 	<p>NJK-5002D DC5-30V Hall Sensor Proximity Switch</p> <p>Note:Sensing Distance 20MM (Effective Sensing Distance 0-20MM),Random Wire Color</p>	50

MA130		<p>E3F-DS30C2 NPN Photoelectric Sensor Switch</p> <p>Detection Range: 5-30CM</p>	100
MA131		<p>E3F-DS30C4 NPN Photoelectric Sensor Switch</p> <p>Detection Range: 5-30CM</p>	100
MA132		<p>E3F-DS30P1 PNP Photoelectric Sensor Switch</p> <p>Detection Range: 5-30CM</p>	100
MA133		<p>E3F-DS30P2 PNP Photoelectric Sensor Switch</p> <p>Detection Range: 5-30CM</p>	100
MA134		<p>M3 LTD-03NO 30MM Laser Micro Diffuse Reflectance Photoelectric Switch Laser Visible Light</p>	110
MA135		<p>M3 FTD-03NO 30MM Laser Micro Diffuse Reflectance Photoelectric Switch Laser Invisible Light</p>	110

MA136		<p>M3 LTD-03NC 30MM Laser Micro Diffuse Reflectance Photoelectric Switch Laser Visible Light</p>	110
MA137		<p>M3 FTD-03NC 30MM Laser Micro Diffuse Reflectance Photoelectric Switch Laser Invisible Light</p>	110
MA138		<p>M3 LTD-03NO 40MM Laser Micro Diffuse Reflectance Photoelectric Switch Laser Visible Light</p>	110
MA139		<p>M3 FTD-03NO 40MM Laser Micro Diffuse Reflectance Photoelectric Switch Laser Invisible Light</p>	110
MA140		<p>M3 LTD-03NC 40MM Laser Micro Diffuse Reflectance Photoelectric Switch Laser Visible Light</p>	110
MA141		<p>M3 FTD-03NC 40MM Laser Micro Diffuse Reflectance Photoelectric Switch Laser Invisible Light</p>	110

MA142		<p>M4 LTD-04NO 50MM Laser Micro Diffuse Reflectance Photoelectric Switch Laser Visible Light</p>	110
MA143		<p>M4 FTD-04NO 50MM Laser Micro Diffuse Reflectance Photoelectric Switch Laser Invisible Light</p>	110
MA144		<p>M4 LTD-04NC 50MM Laser Micro Diffuse Reflectance Photoelectric Switch Laser Visible Light</p>	110
MA145		<p>M4 FTD-04NC 50MM Laser Micro Diffuse Reflectance Photoelectric Switch Laser Invisible Light</p>	110
MA146		<p>M4 LTD-04NO 70MM Laser Micro Diffuse Reflectance Photoelectric Switch Laser Visible Light</p>	110
MA147		<p>M4 FTD-04NO 70MM Laser Micro Diffuse Reflectance Photoelectric Switch Laser Invisible Light</p>	110

MA148		<p>M4 LTD-04NC 70MM Laser Micro Diffuse Reflectance Photoelectric Switch Laser Visible Light</p>	110
MA149		<p>M4 FTD-04NC 70MM Laser Micro Diffuse Reflectance Photoelectric Switch Laser Invisible Light</p>	110
MA150		<p>M5 LTD-05NO 100MM Laser Micro Diffuse Reflectance Photoelectric Switch Laser Visible Light</p>	110
MA151		<p>M5 FTD-05NO 100MM Laser Micro Diffuse Reflectance Photoelectric Switch Laser Invisible Light</p>	110
MA152		<p>M5 LTD-05NC 100MM Laser Micro Diffuse Reflectance Photoelectric Switch Laser Visible Light</p>	110
MA153		<p>M5 FTD-05NC 100MM Laser Micro Diffuse Reflectance Photoelectric Switch Laser Invisible Light</p>	110

MA154		<p>M5 LTD-05NO 130MM Laser Micro Diffuse Reflectance Photoelectric Switch NPN Normally Open Laser Visible Light</p>	110
MA155		<p>M5 FTD-05NO 130MM Laser Micro Diffuse Reflectance Photoelectric Switch Laser Invisible Light</p>	110
MA156		<p>M5 LTD-05NC 130MM Laser Micro Diffuse Reflectance Photoelectric Switch Laser Visible Light</p>	110
MA157		<p>M5 FTD-05NC 130MM Laser Micro Diffuse Reflectance Photoelectric Switch Laser Invisible Light</p>	110